

High quality components ...




...in a sturdy stainless steel cabinet

Main characteristics

- Capacity: 150 kg/24 h flake ice chipped type
- Production of flake ice chipped type with $-0,5\text{ }^{\circ}\text{C}$ from drinking water or demineralized water - Standard- or MicroIce
- for connection to cooling water
- Designed for continuous operation - 24 hours - 7 days a week
- Hygienic Design: Closed watersystem - protected against contamination by external influences
- Environmental friendly technology - No moving parts in the refrigeration circuit of the evaporator - no refrigerant leakage

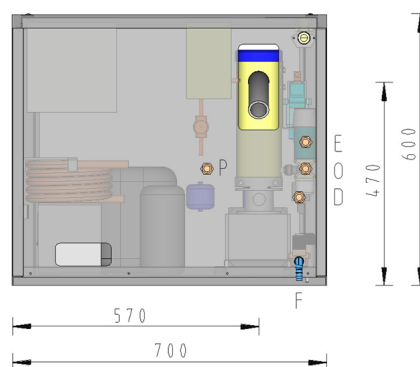
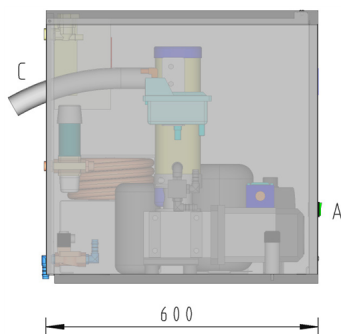


StandardIce



MicroIce

Dimensions and connections



- A operating switch
- C ice discharge
- D electr. connection
- E water supply
- F water drain
- O cooling water supply
- P cooling water drain

provided by customer
 water filter
 stop cock
 electr. protection
 waste water connection
 (contactless)

Technical Data

	ZBE 150 W
150 kg/24 h nominal capacity at	15 °C water temperature
dimensions (L x W x H)	60 cm x 70 cm x 60 cm
weight	80 kg
cabinet	stainless steel 1.4301
ice discharge	see specification "ice discharges"
electricity	
power consumption	1,1 kW
full-load electricity	5,3 A
provided by customer	
electric supply	1/N/PE ~ 230V 50 Hz
fuse, slow-blow	16 A
cable cross section, Cu	1,5 mm ²
water	
water supply	3/4 " male thread
water drain	14 mm hose nozzle
cooling water supply	1/2 " male thread
cooling water drain	1/2 " male thread
provided by customer	
pressure	1 - 5 bar
quality	drinking water
pH-value	7,2 - 9,5 pH
hardness	6 - 14 °dH
temperature	100 - 250 mg CaCO ₃ /l
temperature	5 °C - 30 °C
ambient temperature	5 °C - 42 °C
condenser	water cooled
cooling water flow	110 l/h
heat emission	1,3 kW
refrigerant R452A	1,0 kg
compressor	fully hermetic
refrigerating capacity	0,69 kW
evaporation temperature	-16 °C
condensation temperature	33 °C
noise level	50 dBA (3 m)

Subject to technical modifications. In case of deviations please contact us.

Scope of supply

The ZIEGRA ice machine will be delivered according to CE standards and ready for connection to water and electricity.

ZIEGRA quality and reliability

- Status indicator
- high pressure pressostat
- Water level monitoring
- Motor protection - for the compressor

Included accessories

- Flexible ice discharging hose
- Switch-off when the ice bin or recipient is full.
- Connecting cable 5 m
- Flexible hose water supply 2 m
- Water drain hose 2 m
- PE ice shovel